

SORBY EVO 1 BOWL WITH MECHANICAL CONTROL

SORBYEVO1



**Ref: 562934
(SORBYEVO1)**

Slush and sherbet machine, with 1x10-litres bowl, and mechanical control

General Features

Compact slush machine featuring an elegant design, reliable and long-lasting.

SORBY EVO is perfect for the HoReCa operators who want to offer sherbets, cold creams, and slushies, but have little space available.

SORBY EVO 1 has 1x10-litres bowl capacity.

SORBY EVO is reliable and easy to use, all the components which are in contact with the product can be removed without using tools, making the machine easy to clean.

The equipment is managed through the practical mechanical keyboard.

Its small size enables it to be positioned easily without taking up much bench space and allows to saving valuable space.

CRATHCO

SORBY EVO 1 BOWL WITH MECHANICAL CONTROL

Specifications

- Safety stop system.
- It is possible to customize the graphics on the front, on the lid and on the back (subject to negotiation).
- Perfect for dispensing granitas, slushies, sorbets and other frozen specialties.

Construction

- The mechanical control allows you to manually set the “production mode” and the “night mode”.
- Slushy machine, equipped with 1x10-litres tank

SORBY EVO 1 BOWL WITH MECHANICAL CONTROL

Electric

Supply voltage:	220-240 V / 1 ph / 50 Hz
Electrical power max.:	0.39 kW
Current consumption:	2.1 Amps
Plug type:	CE-SCHUKO

Key Information:

Number of bowls:	1
Bowl's capacity:	10 lt
Control board:	Mechanical
Dimensions, Width:	195 mm
Dimensions, Depth:	515 mm
Dimensions, Height:	685 mm
Net weight:	27 kg

Refrigeration Data

Refrigerant gas:	R290
------------------	------

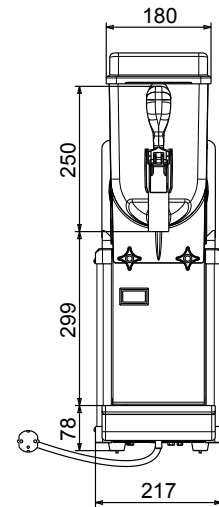
Certifications



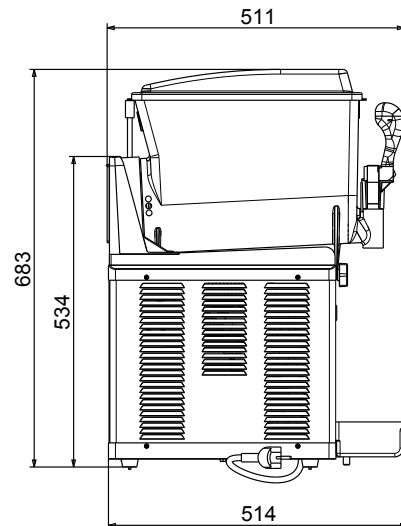
The company reserves the right to make modifications to the products without prior notice. All information correct at time of printing.

2026.03.31

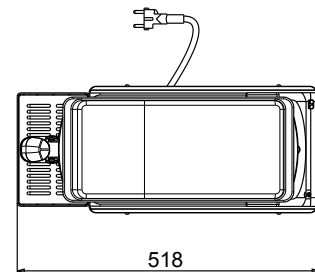
Front



Side



Top



CRATHCO

www.crathco.drink-systems.com
infocrathco@electroluxprofessional.com